

11/12/13 / fino al 3 giugno INGLESE IVA

WOJTYLA

INS. ELISA CAPOANO

SIAMO ARRIVATI ALLA FINE DELL'ANNO SCOLASTICO, QUESTA PROGRAMMAZIONE E' L'ULTIMA, LA CONSEGNA DEI COMPITI DOVRA' PERVENIRE ENTRO IL 3 GIUGNO

DAL LIBRO DI TESTO DA PAG 82 A PAG97

Per fare l'esercizio di pag85 n°9 c'è bisogno dell'ascolto, ve lo scrivo io.

Girl= I like Science and P.E. I don't like Maths and History.

Boy: I like Geography and I.T: I don't like History and Science.

Per fare l'esercizio a pag89 c'è bisogno dell'ascolto , ve lo scrivo io.

BOY: WHEN IS THE SCIENCE LESSON?

GIRL: IT'S ON FRIDAY AT ELEVEN O'CLOCK.

BOY: IS THE MUSIC LESSON ON TUESDAY?

GIRL: YES, IT IS. IT'S ON TUESDAY AT EIGHT O' CLOCK

GIRL: THE IT LESSON IS ON MONDAY AT A QUARTER TO TWELVE.

BOY: I DON'T LIKE IT. I PREFER GEOGRAPHY.

GIRL WHEN IS THE GEOGRAPHY LESSON?

BOY: IT'S ON WEDNESDAY AT HALF PAST NINE.

GIRL: MY FAVOURITE SUBJECT IS ON THURSDAY!

BOY: WHAT'S YOUR FAVOURITE SUBJECT?

GIRL: IT'S P.E

BOY: P.E IS ON THURSDAY AT A QUARTER PAST TEN



Reorder the sentences.

It's possible to match some sentences to some pictures. Which ones?

1. don't / I / fish/ eat / school / at

\_\_\_\_\_

2. have / dinner / We / half / past / at / seven

\_\_\_\_\_

3. study/ He / doesn't/ German/ school / at

\_\_\_\_\_

4. drink / tea / Do / you/ everyday/?

\_\_\_\_\_

5. she / Does/ at / half / past / play tennis/ three/?

\_\_\_\_\_

6. breakfast/ every/ have / morning / I

\_\_\_\_\_

7. get up/ seven / at / I / everyday/ o'clock

\_\_\_\_\_

8. My / sister / TV / watches / afternoon/ the / in

\_\_\_\_\_

9. My / play/ football / friends / don't

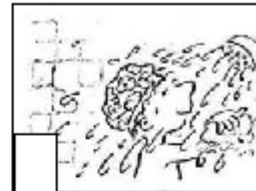

\_\_\_\_\_

10. shower / take / a / I / every / morning

\_\_\_\_\_

11. get up / you/ at / eight / Do / o'clock / every /morning/ ?

\_\_\_\_\_



# Grammar Revision

Maestralidia.com



## 1) Complete with *am, are, is.*

1. They ..... my English friends
2. My teacher ..... tall.
3. I ..... happy and he ..... sad
4. Paul and Susan ..... at school.
5. It ..... a red car.
6. You ..... my friend.
7. She ..... tall, thin and beautiful.
8. My ball ..... red and blue.
9. We ..... intelligent.
10. My sister ..... short.

## 2) Complete with *have got, has got*

1. She ..... two sisters.
2. He ..... a skateboard.
3. I ..... a small dog.
4. The cat ..... a long tail.
5. We ..... a nice teacher.
6. They ..... a big house.
7. You ..... a beautiful shirt.
8. Julie ..... a pink bike.
9. Tom ..... A black skateboard.
10. My parents ..... a big

## 3) Write the correct form of the verb.

1. She ..... (play) the piano well.
2. We ..... (play) tennis.
3. They ..... (wear) glasses.
4. He ..... (like) chocolate ice cream.
5. I ..... (go) to school on feet.
6. She ..... (eat) biscuits at breakfast.
7. Mary ..... (study) English every day.
8. Paul ..... (sing) English songs.
- 9) They ..... (play) basketball on Fridays.
- 10) You ..... (get up) at seven o' clock every morning.

## 4) Write the 3<sup>rd</sup> singular person.

1. Sing = he sings
2. Write = he .....
3. Study = he .....
4. Dress = he .....
5. Watch = he .....
6. Play = he .....
7. Go = he .....
8. Eat = he .....
9. Drink = he .....
10. Sleep = he .....
11. Cry = he .....
12. Wash = he .....
13. Read = he .....

## 5) Write the sentences of the exercises n.1-2-3 at the negative and interrogative forms

# Revision activities: ACTIONS , A/AN, PLURAL



## 1) WRITE THE VERBS UNDER THE PICTURES:

I GO TO BED - I WASH MY HANDS - I GO TO SCHOOL - I HAVE A SHOWER - I HAVE DINNER -  
I GO HOME - I PUT ON MY CLOTHES - I DO MY HOMEWORK - I GET UP - I BRUSH MY TEETH

## A - An

### a + consonant

lamp  
door  
a + house  
bag  
tomato

### an + vowel

apple  
elephant  
a + elephant  
orange  
umbrella

a. Write a or an before the names.



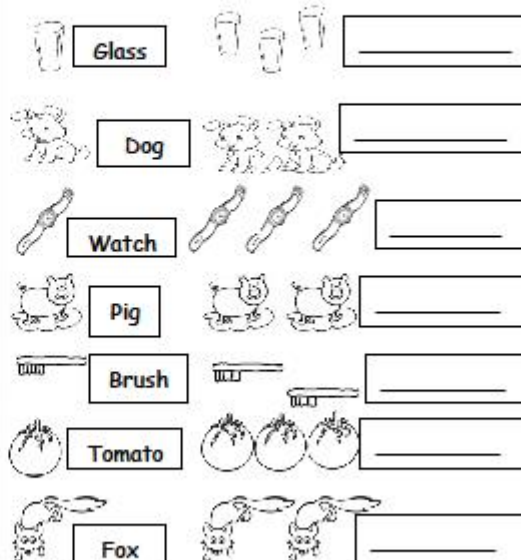
## READ AND WRITE THE PLURAL

1. add **S** to the nouns:

CAT CATS

2. add **ES** after nouns ending in  
**S, SH, CH, X, O**

BOX BOXES



**TIME: o'clock, quarter past, half past and quarter to**

**1) Draw the hands**

<p>half past one</p>	<p>quarter to six</p>	<p>five o'clock</p>	<p>quarter past ten</p>
<p>two o'clock</p>	<p>half past nine</p>	<p>quarter past three</p>	<p>quarter to four</p>

**2) Write the time under the clocks**

<p>_____</p> <p>_____</p>	<p>_____</p> <p>_____</p>	<p>_____</p> <p>_____</p>	<p>_____</p> <p>_____</p>
<p>_____</p> <p>_____</p>	<p>_____</p> <p>_____</p>	<p>_____</p> <p>_____</p>	<p>_____</p> <p>_____</p>



