




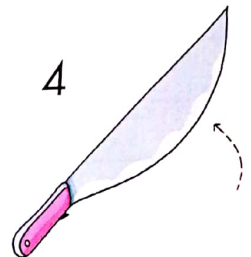




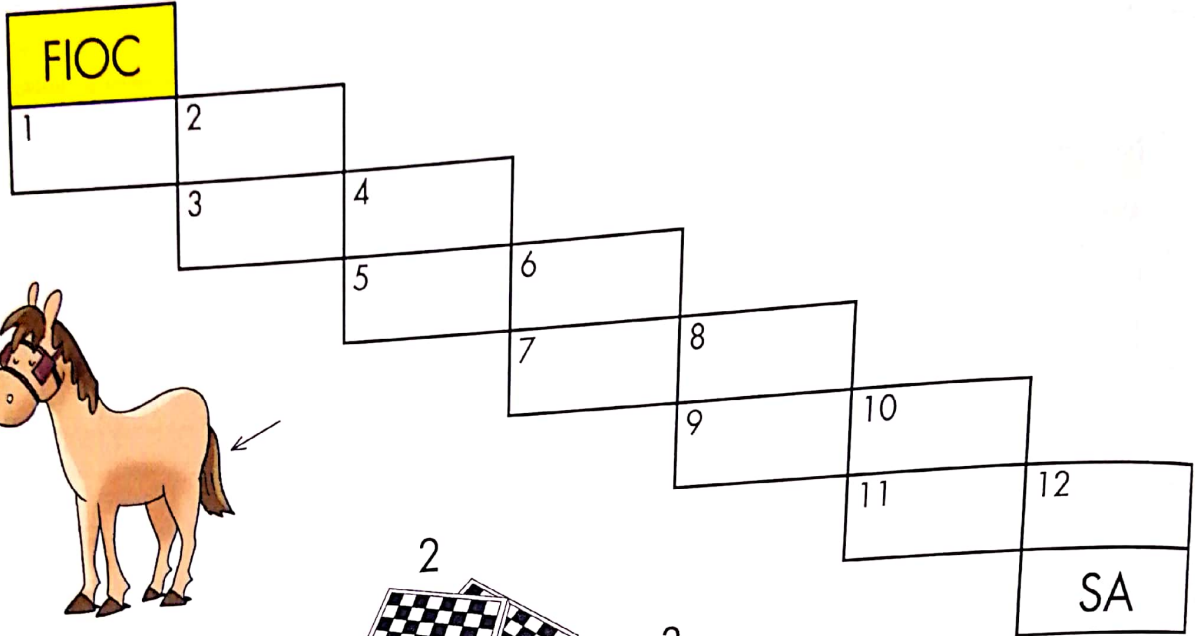






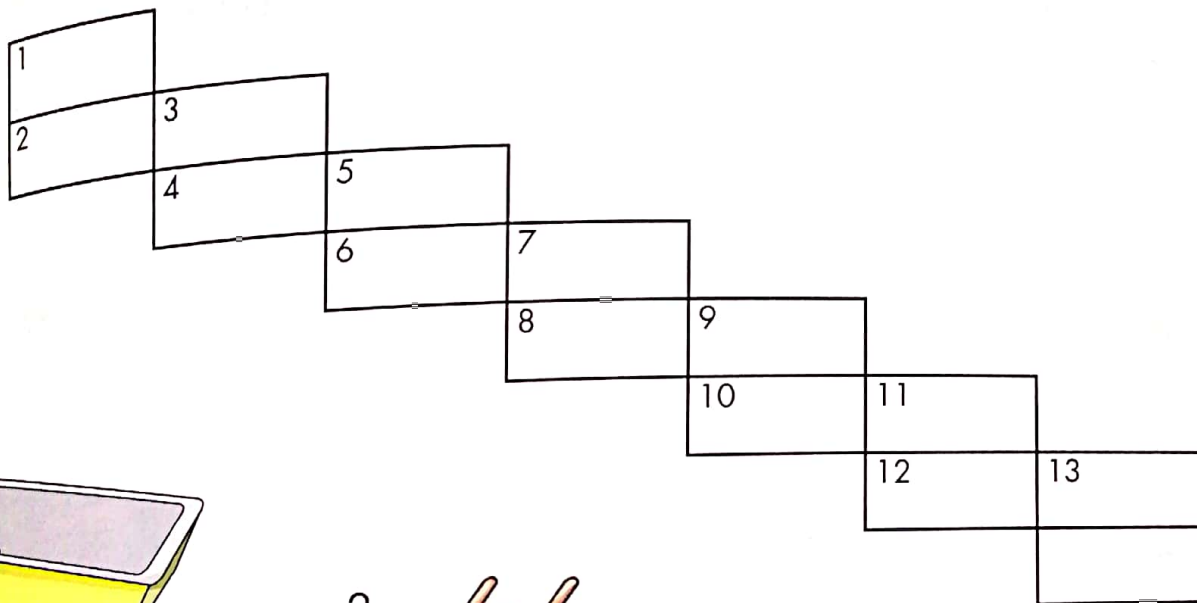


SILLABE E DISEGNI

 Inserisci nella "scala sillabica" le parole illustrate.




Inserisci nella "scala sillabica" le parole illustrate. Attenzione: mancano due illustrazioni.



13



Segui gli indizi per scoprire qual è la casa di Giacomo.



La casa di Giacomo ha:


➤ il numero con la cifra 1




➤ il numero che ha la cifra 8




➤ il numero < 80




ROMPICAPO CON I NUMERI

 Scrivi nei cerchi i numeri suggeriti dal maestro in modo che il risultato delle somme in orizzontale e in verticale sia sempre 17.

7	+		+		= 17
+			+		
+			+	5	= 17
=					= 17




 Aiuta la maestra a sistemare le palline dei birilli nella scatola in modo che in ogni fila orizzontale, verticale e diagonale il risultato sia sempre 24.


11		
	8	
7	12	



NUMERI E LOGICA

X

 Rifletti, poi inserisci il numero necessario per rispettare la sequenza.



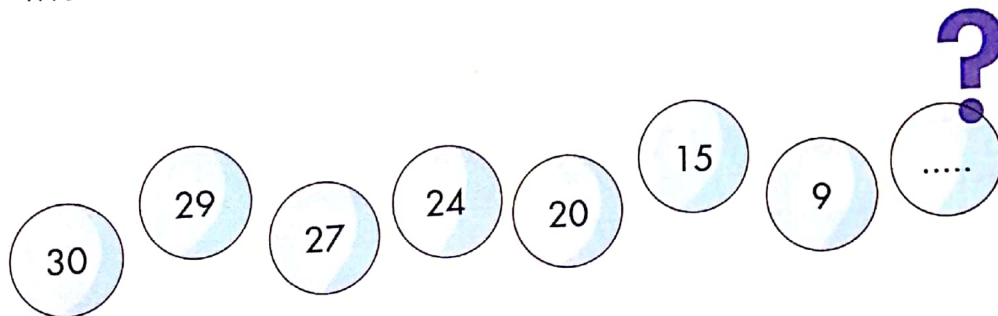
Spiega il ragionamento che ti ha portato a completare la sequenza.

.....

.....

.....

 Rifletti, poi inserisci il numero necessario per rispettare la sequenza.




Spiega il ragionamento che ti ha portato a completare la sequenza.



.....

.....

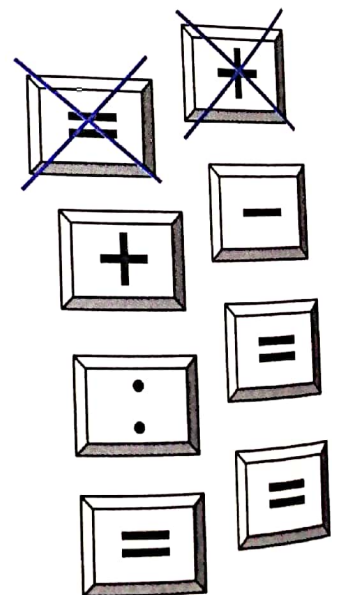

.....

SCHEMI... LOGICI

 Inserisci nello schema i numeri scritti sui foglietti in modo che sommandoli in orizzontale, verticale e diagonale il risultato sia sempre 15.




 Inserisci nella cornice i simboli matematici necessari per rendere esatte le operazioni.



x SERIE DI NUMERI




 Completa le tre serie numeriche di ogni schema in modo che la somma dei numeri aggiunti sia 10.

12	10	8	6
5	4	3	2
13	11	9	7
				10



15	12	9	6
9	7	5	3
30	24	18	12
				10

 Completa le tre serie numeriche di ogni schema in modo che la somma dei numeri aggiunti sia 50.



5	4	3	2
3	6	9	12
18	22	26	30
				50

50	40	30	20
35	30	25	20
17	19	21	23
				50