

**CLASSE V A - B**

**INGLESE**

**EASTER TIME!**

Activity 1 : EASTER IN GREAT BRITAIN con video

Dopo aver visto il video, trovate l'indirizzo sulla scheda,completate gli esercizi. Copiate tutto sul quaderno.

Activity 2: OUR EASTER

Ricopia il testo,fai la traduzione , svolgi gli esercizi. Tutto sul quaderno. Disegna.

Activity 3 : THE CLUMSY EASTER BUNNY

Ricopia il testo, fai la traduzione , svolgi gli esercizi.Riscrivi tutto sul quaderno. Illustra.

Activity 4: EASTER BUNNY'S DAILY ROUTINE

Per svolgere questa attività hai bisogno di due schede allegate , quella con le immagini e quella con le didascalie . Ricopia un disegno alla volta e accanto ad ognuno scrivi la didascalia giusta ( come avevamo fatto con la storia di Santa Claus,divisa in sequenze, ricordate?).

Forza ragazzi...vi abbraccio, a presto!

**ANDRA' TUTTO BENE !**

P.S. Avete 15 giorni di tempo per svolgere queste attività, buon lavoro!



# The Clumsy Easter Bunny



There was once a small, clumsy Easter Bunny. When painting the eggs he dropped the brush, or sometimes he got paint on his nose and on his ears. He finally had a red nose, a yellow or green ear, one blue and one white leg and a purple tail. All the other bunnies were laughing when they saw him, "Hahahaha, you've got a red nose, or "You've got a yellow ear!" they laughed. At the end of it the paint pot fell on the ground and there was a large colourful puddle. "Oh dear", cried the little bunny. And then he crashed into the table and all the eggs that he had already painted, fell down into a colourful puddle. Fortunately the eggs were not broken, because the forest ground was soft with moss and grasses. Again, the other rabbits laughed at the poor little clumsy bunny, and he was crying for a long time. But when he started to put the eggs back into the basket, he saw that the eggs had become very beautiful in the colourful puddle. The eggs looked like a colourful rainbow. Small grasses and flowers were on some eggs and under the grasses and flowers they remained white. The others bunnies stopped laughing and were very quiet when they saw how beautiful the eggs were. They really admired these awesome eggs. On Easter Sunday the children looked for the Easter eggs and enjoyed the beautiful rainbow colours and the grasses and flowers on them. The little clumsy Easter Bunny was sitting behind a bush and smiled.



Tick off true or false

1. The bunny got paint on his mouth and in his eyes.  
 true  false

2. The other bunnies were laughing about him.  
 true  false

3. The paint pot fell down from the chair.  
 true  false

4. All the eggs fell into the puddle and broke.  
 true  false

6. The bunny was very sad.  
 true  false

7. Grasses and flowers were on the eggs now.  
 true  false

8. The eggs looked like a rainbow.  
 true  false

Fill in the missing letters!

T \_ \_ e w \_ \_ o \_ \_ e a s \_ \_ l, c \_ \_ \_ y E \_ \_ \_ \_ B \_ \_ \_ y.

H \_ p \_ \_ \_ \_ d e \_ \_ .

H \_ h \_ d \_ p \_ \_ \_ t o n h \_ s \_ n \_ e a \_ \_ o n h \_ \_ e \_ \_ s.

T \_ \_ o \_ \_ r b \_ \_ n \_ \_ s w \_ \_ e l \_ \_ \_ \_ g.

T \_ \_ e \_ \_ \_ f \_ \_ l i \_ \_ o a c \_ \_ \_ \_ \_ l p \_ \_ d \_ \_ .

T \_ \_ b \_ \_ n \_ \_ p \_ \_ t \_ \_ e \_ \_ \_ i \_ \_ \_ a b \_ \_ \_ t.

l \_ k \_ a r \_ \_ \_ \_ w.



Answer the questions!

- On which parts of his face was paint?  
.....
- What did he use for painting the eggs?  
.....
- Where did the paint pot fall to?  
.....
- Where did the bunny put the eggs?  
.....
- Why was the bunny crying for such a long time?  
.....
- Where did he sit when watching the kids?  
.....
- What are the colours of a rainbow?  
.....










<b>1 Mr.Bunny gets up at half past seven</b>
<b>2 It washes its face at a quarter to eight</b>
<b>3 It combs its hair at 10 to 8</b>
<b>4 It gets dressed at 5 to eight</b>
<b>5 It has breakfast at 8 o'clock</b>
<b>6 It brushes its teeth at 10 past 8</b>
<b>7 It prepares the Easter eggs at a quarter past 8</b>
<b>8 It hides the eggs in the garden at half past 8</b>
<b>9 It goes home at ten o'clock</b>

<b>1 Mr.Bunny gets up at half past seven</b>
<b>2 It washes its face at a quarter to eight</b>
<b>3 It combs its hair at 10 to 8</b>
<b>4 It gets dressed at 5 to eight</b>
<b>5 It has breakfast at 8 o'clock</b>
<b>6 It brushes its teeth at 10 past 8</b>
<b>7 It prepares the Easter eggs at a quarter past 8</b>
<b>8 It hides the eggs in the garden at half past 8</b>
<b>9 It goes home at ten o'clock</b>

<b>1 Mr.Bunny gets up at half past seven</b>
<b>2 It washes its face at a quarter to eight</b>
<b>3 It combs its hair at 10 to 8</b>
<b>4 It gets dressed at 5 to eight</b>
<b>5 It has breakfast at 8 o'clock</b>
<b>6 It brushes its teeth at 10 past 8</b>
<b>7 It prepares the Easter eggs at a quarter past 8</b>
<b>8 It hides the eggs in the garden at half past 8</b>
<b>9 It goes home at ten o'clock</b>



# EASTER IN GREAT BRITAIN



WATCH THE VIDEO AND COMPLETE THE EXERCISES

<https://www.youtube.com/watch?v=onFF6NVwEeU>

1) What festivity is it? \_\_\_\_\_

2) What country is it? \_\_\_\_\_

3) What's the girl's name? \_\_\_\_\_

4) How old is she? \_\_\_\_\_




5) What does the girl buy with his father? \_\_\_\_\_

6) Have the students got holidays for Easter? \_\_\_\_\_

7) What do children do on Good Friday?

8) What does mummy prepare for the two children to eat?  
\_\_\_\_\_



9) What are the children doing in these photos?  
\_\_\_\_\_  
\_\_\_\_\_



10) What is the family doing in this photo?  
\_\_\_\_\_



11) Label the family members  
\_\_\_\_\_  
\_\_\_\_\_

