

CLASSE IV B

INGLESE

Activity 1 .

Guarda il video sul verb To Have, ti servira' per poter svolgere le altre attività

<https://www.youtube.com/watch?v=GoRWWQaNiwM>

Activity 2.

Verb to have got - affirmative form . Ricopia sul quaderno di grammatica e svolgi gli esercizi n.1,n.2,n.3 e ricopia anche questi sul quaderno.

Activity3.

Verb to have got-negative form. Ricopia sul quaderno di grammatica e svolgi l' esercizio n.1.

Activity 4.

Ritaglia le tessere e divertiti a formare delle frasi, poi riscrivile sul quaderno.

Activity 5.

Interrogative form and short answer. Ricopia tutto sul quaderno , esercizio n.1 compreso.

N. b. Il verb to have,così come il verb to be deve essere imparato a memoria.

Cari ragazzi, ora vi saluto con un abbraccio virtuale , con la speranza di rivederci prestissimo...buon lavoro!

VERB TO HAVE GOT - AFFIRMATIVE FORM

VERBO AVERE - FORMA AFFERMATIVA

Si usa il verbo **to have got** per esprimere un possesso.
Con le terze persone singolari si usa **has got**. Con le altre persone si usa **have got**.
Es.

My father **has got** a blue car.
My parents **have got** a house.

LONG FORM

FORMA LUNGA

I **have got**
You **have got**
He **has got**
She **has got**
It **has got**
We **have got**
You **have got**
They **have got**

SHORT FORM

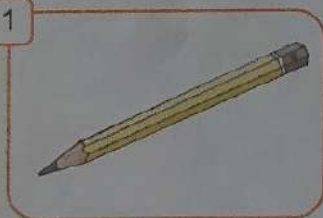
FORMA CORTA

I've **got**
You've **got**
He's **got**
She's **got**
It's **got**
We've **got**
You've **got**
They've **got**

Io **ho**
Tu **hai**
Egli / Lui **ha**
Ella / Lei **ha**
Esso **ha**
Noi **abbiamo**
Voi **avete**
Essi / Esse / Loro **hanno**

1 Sottolinea il verbo **to have got** e riscrivi le frasi usando la forma corta come nell'esempio.

1



He has got a pencil.

He's got a pencil.

2



She has got a red car.

3



They have got a house.

4



I have got two sisters.

5



He has got a dog.

6



They have got a ball.

- 2 Scrivi le frasi seguendo l'esempio e sottolinea il verbo **have got**.

What have they got?

1

I – calculator – pencil

I have got a calculator and a pencil.

I've got a calculator and a pencil.



2

She – book – ruler



3

He – pencil – rubber



4

They – schoolbag – pen




5


You – pen – book




3 Have oppure has? Completa le frasi.




1 He _____ got a green crayon.




2 It _____ got a big red barn.




3 They _____ got pictures.




4 You _____ got a brown horse.




5 I _____ got a red balloon.




6 I _____ got a small brown hen.




7 He _____ got a red car.




8 He _____ got a tablet.




9 She _____ got a green balloon.



10 You _____ got puppets.



11 They _____ got a big cake.



12 They _____ got a computer.

VERB TO HAVE GOT - NEGATIVE FORM

VERBO AVERE - FORMA NEGATIVA

LONG FORM

FORMA LUNGA

I **have not got**
 You **have not got**
 He **has not got**
 She **has not got**
 It **has not got**
 We **have not got**
 You **have not got**
 They **have not got**

SHORT FORM

FORMA CORTA

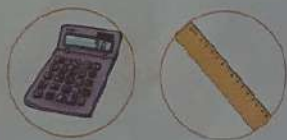
I **haven't got**
 You **haven't got**
 He **hasn't got**
 She **hasn't got**
 It **hasn't got**
 We **haven't got**
 You **haven't got**
 They **haven't got**

Io non ho
 Tu non hai
 Egli / Lui non ha
 Ella / Lei non ha
 Esso non ha
 Noi non abbiamo
 Voi non avete
 Essi / Esse / Loro non hanno

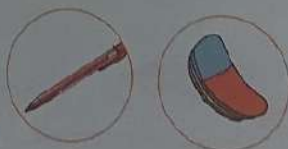
Ricorda!!!

La forma negativa si costruisce aggiungendo **not** oppure **n't** dopo have e has.

1 Osserva le immagini e forma delle frasi come nell'esempio. Sottolinea la forma negativa di **have got**.



1 I - calculator - ruler
 I haven't got a calculator,
 but I've got a ruler.



2 He - pen - rubber



3 She - ruler - schoolbag



4 We - calculator - book

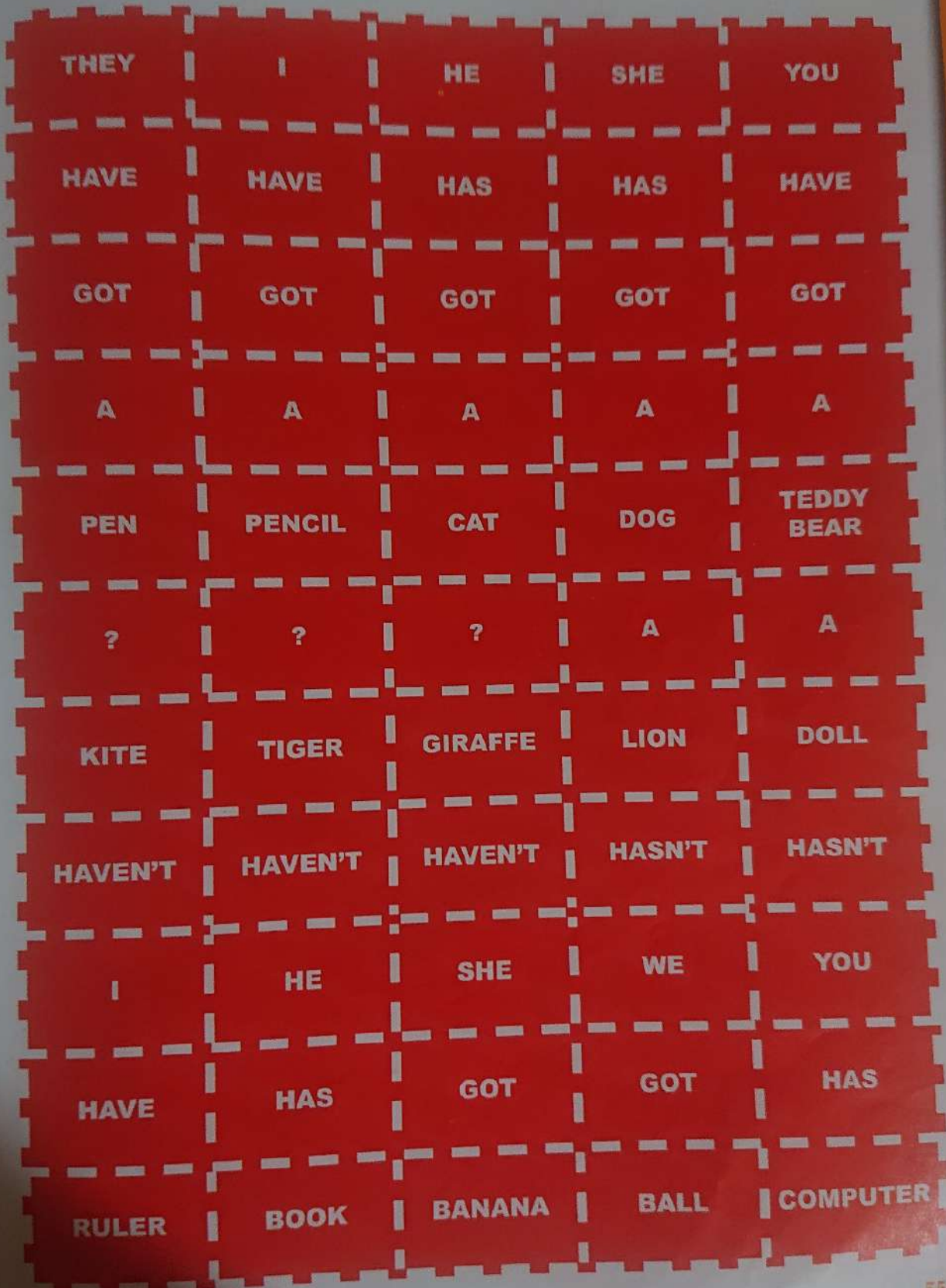


5 They - rubber - sharpener



6 You - pencil - schoolbag

2 Ritaglia le tessere e divertiti a formare delle frasi.



INTERROGATIVE FORM AND SHORT ANSWER

FORMA INTERROGATIVA E RISPOSTE BREVI

INTERROGATIVE

Have I got?
 Have you got?
 Has he got?
 Has she got?
 Has it got?
 Have we got?
 Have you got?
 Have they got?

SHORT ANSWER

Yes, I have.	No, I haven't.
Yes, you have.	No, you haven't.
Yes, he has.	No, he hasn't.
Yes, she has.	No, she hasn't.
Yes, it has.	No, it hasn't.
Yes, we have.	No, we haven't.
Yes, you have.	No, you haven't.
Yes, they have.	No, they haven't.

Per costruire la forma interrogativa del verbo avere mettiamo **have** oppure **has** all'inizio della domanda seguito dal nome o pronome e poi da **got**.

have / has + nome + got

Mark **has got** a crayon.

Has Mark **got** a crayon?

Attenzione!!!

Nelle risposte brevi non si ripete **got**.

Yes, he has.

No, he hasn't.

1 Osserva le immagini e scrivi le frasi. Segui l'esempio.



JOHN AND LUCY



SUSAN



ROBERT



RAUL AND TOM

1. John and Lucy – pencil
Have they got a pencil? Yes, they have.

2. Susan – ruler

3. Robert – rubber

4. Raul and Tom – computer

5. Susan – rubber

6. Robert – schoolbag

7. John and Lucy – pencil

8. Raul and Tom – pencil case
