

9/10 sett.

INGLESE IIA
INS. CAPOANO ELISA

PAG 62 DETECTIVES IN THE GARDEN , SE AVETE IL CD FATE L'ASCOLTO,
LEGGETE E COMPLETATE, POI SUL QUADERNO FAI LA TRADUZIONE .
PAG 64 ,65 Workbook

Adesso impariamo i nomi delle parti del corpo

Ascolta questi video ti servono per la pronuncia , ripeti mentre ascolti.

<https://www.youtube.com/watch?v=SUt8q0EKbms>


<https://www.youtube.com/watch?v=GhpCF3IlsbA>

<https://www.youtube.com/watch?v=h4eueDYPTlg>

Con l'ultimo video divertiti a cantare e fare i movimenti.

MY BODY

IN ENGLISH






REMEDIAL WORKSHEET 2

UNIT 4

Name

1 Cerchia la frase giusta.



1 It is a bear. /
They are bears.



2 It is a monkey. /
They are monkeys.




3 It is a lion. /
They are lions.



4 It is a giraffe. /
They are giraffes.



5 It is a tiger. /
They are tigers.



6 It is an elephant. /
They are elephants.

2 Osserva i disegni, leggi le domande e cerchia le risposte giuste.

1 Are they books?

Yes, they are. / No, they aren't.

2 Are they rubbers?

Yes, they are. / No, they aren't.

3 Are they pens?


Yes, they are. / No, they aren't.

4 Are they cats?

Yes, they are. / No, they aren't.

5 Are they teddy bears?

Yes, they are. / No, they aren't.





REMEDIAL WORKSHEET 1

UNIT 4

Name

1 Scrivi le parole sotto i disegni.

monkey • tiger • bear • hippo • lion • giraffe • elephant




1



2



3



4



5



6



7

2 Osserva i disegni e cerchia le parole giuste.

1 giraffe / zebra

2 snake / crocodile

3 hippo / monkey

4 elephant / lion

5 tiger / bear

