









DA RESTITUIRE ALLA RAPPRESENTANTE DI CLASSE CON IL NOME E COGNOME  
NATURALMENTE VIA WHATS UP

# REMEDIAL WORKSHEET 1 REVISION UNITS 1-3

Name .....

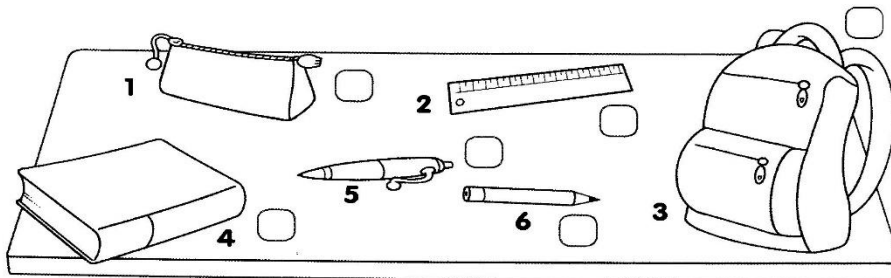
1 Leggi e collega le frasi ai disegni corrispondenti.

 1	 2	It's purple.	 6
 3	 4	It's brown.	 5
		It's orange.	 8
		It's red.	 7
		It's white	
		It's green.	
		It's yellow.	
		It's pink.	

2 Osserva i disegni e scrivi le parole giuste. Colora.

schoolbag \* book \* ruler \* pen \* pencil \* pencil case

- |  |   |
|--|---|
| 1 It's a .....<br>It's orange and green. | 4 It's a .....<br>It's yellow and red.  |
| 2 It's a .....<br>It's yellow and blue.  | 5 It's a .....<br>It's blue and black.  |
| 3 It's a .....<br>It's purple and pink.  | 6 It's a .....<br>It's orange and blue. |





# REMEDIAL WORKSHEET 2 REVISION UNITS 1-3


Name .....

1 Collega i numeri in lettere ai numeri in cifre.

one	1	5	7	3	two
three					four
five		2		4	six
seven			10		eight
nine	6	9		8	ten

2 Colloca le parole sotto i disegni.

old \* good \* tall \* sad \* short \* good



1



2



3



4



5



6

3 Cerchia le parole intruse.

1 red one orange blue

3 six four three book

2 pen pencil white ruler

4 boy tall short old

ED ORA UN NUOVO ARGOMENTO I NUMERI DA 11 A 20

ASCOLTA PRIMA IL VIDEO

<https://www.youtube.com/watch?v=cGTddIWn88U>

ADESSO LAVORA SUL QUADERNO RICOPIANDO IL CONTENUTO DI QUESTA SCHEDA

Cardinal numbers up to twenty  
RISCRIVI I NUMERI in lettere

11	eleven	-----
12	twelve	-----
13	thirteen	-----
14	fourteen	
15	fifteen	
16	sixteen	
17	seventeen	
18	eighteen	
19	nineteen	
20	twenty	

SUL LIBRO PAG 50,51