

CLASSE III B

INGLESE

Activity 1.

-Scarica la fotocopia sugli articoli, ritaglia le tessere e divertiti ad abbinare ogni articolo con la parola adatta, prova anche a formulare semplici frasi e trascrivile sul quaderno di grammatica.

Activity 2.

- Scarica la fotocopia “ ARTICLES” ed esegui gli esercizi, incollala sul quaderno di grammatica.

Activity 3.

- Scarica la fotocopia sugli aggettivi, riordina le parole aiutandoti con i disegni. Forma le frasi e trascrivile sul quaderno di grammatica.

Activity 4.

- Scarica la fotocopia “ Gli aggettivi” , ritaglia le tessere e divertiti a costruire delle frasi. Abbina le frasi ai disegni corrispondenti e ricopiale sul quaderno di grammatica.

Activity 5.


- Scarica la fotocopia “ My trendy clothes” ed esegui gli esercizi n.1 e n.2.

Activity 6.


-Sul quaderno . Disegnati in un giorno speciale e descrivi come sei vestito:
“ I’m wearing.....

2 Riordina le parole aiutandoti con i disegni.
Forma delle frasi e sottolinea gli aggettivi. Osserva l'esempio.


1 a - ant - small
A small ant.




2 an - girl - angry




3 frog - a - green




4 sad - a - boy




5 blue - bird - a



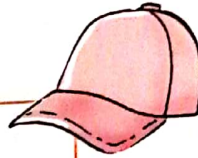
6 a - girl - happy




7 a - cat - red



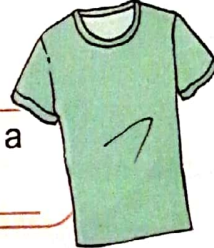
8 cap - pink - a




9 cow - big - a




10 green - t-shirt - a




11 giraffe - a - tall



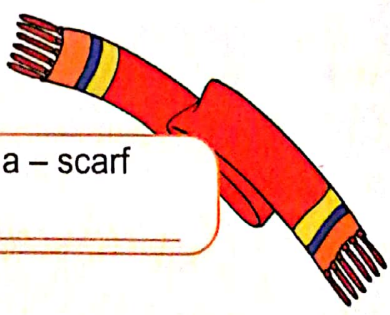
12 yellow - a - mitten











13 rabbit - a - white



14 long - a - scarf



3 Ritaglia le tessere e divertiti a costruire delle frasi.
 Abbina le frasi ai disegni corrispondenti.

	A	BIG	BROWN	COW
	A	HAPPY	GIRL	SHE
	A	PINK	PIG	IT
	A	LONG	ORANGE	CARROT
	A	TALL	BOY	AN
	A	SMALL	GREEN	FROG
	HE	RED	PENCIL	IS
	BLUE	RULER	IT	IS

CLASSE

3.

ARTICLES

1. Scrivi **a** oppure **an**.

- | | | | |
|-------------------|-----------------|-----------------|---------------------|
| 1. _____ ruler | 4. _____ orange | 7. _____ ant | 10. _____ lion |
| 2. _____ umbrella | 5. _____ lemon | 8. _____ insect | 11. _____ ice cream |
| 3. _____ house | 6. _____ rubber | 9. _____ cow | 12. _____ egg |

2. Scrivi i nomi dell'esercizio 1 nel riquadro corretto con il loro articolo.


ANIMALS	
1.	_____
2.	_____
3.	_____
4.	_____

OBJECTS	
1.	_____
2.	_____
3.	_____
4.	_____


FOOD	
1.	_____
2.	_____
3.	_____
4.	_____

3. Leggi. Scrivi **a**, **an** oppure **the**. Colora come richiesto.

1. What's this?
It's **a** crayon.
The crayon is yellow.




2. What's this?
It's _____ monster.
_____ monster is red.




3. What's this?
It's _____ bird.
_____ bird is blue.




4. What's this?
It's _____ rabbit.
_____ rabbit is brown.



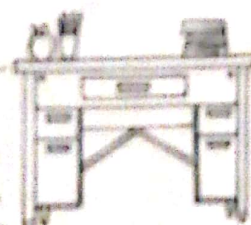
5. What's this?
It's _____ elephant.
_____ elephant is grey.




6. What's this?
It's _____ apple.
_____ apple is yellow.



7. What's this?
It's _____ desk.
_____ desk is green.



8. What's this?
It's _____ egg.
_____ egg is white.



3 Ritaglia le tessere e divertiti ad abbinare ogni articolo con una parola adatta.

A

A

A

A

A

A

A

A

A

A

AN

AN

AN

AN

AN

AN

AN

AN

AN

AN



CAR



KITE



BANANA



DRESS



CAT



PENCIL



DOG



LION



PIG



BIRD



APPLE



UMBRELLA



ICE CREAM



ELEPHANT



AIRPLANE



OCTOPUS



ANT



ACORN




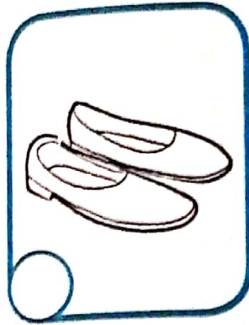

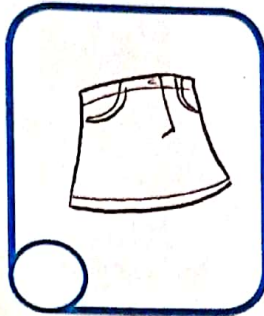

ONION



EGG

1 scrivi i numeri degli oggetti e colora come indicato nelle frasi.

- ① a yellow jacket ② blue jeans ③ brown shoes ④ a green cap
 ⑤ a purple shirt ⑥ a pink dress ⑦ black and white trainers
 ⑧ a green T-shirt ⑨ a red skirt ⑩ an orange jumper



2 Colora Kevin e descrivi come è vestito.



Kevin is wearing _____
